

# 4-H Clothing for Boys



Florida Cooperative Extension Service  
Institute of Food and Agricultural Sciences  
University of Florida, Gainesville  
John T. Woeste, Dean for Extension





## 4-H Clothing I

### Use

Cotton or cotton-like fabrics that are firm

### Make At Least Two

Oven Mitt  
Chef's or Bar-B-Que Apron  
Chef's hat  
Simple Vest  
Simple Poncho  
Simple Pants (elastic waist)


### Study

Labeling of fabrics  
Cotton and cotton-like fabrics



### Learn At Least Two New Construction Techniques

To use and care for the sewing machine (Know Your Sewing Machine)  
To use sewing equipment  
To pre-shrink fabric  
To straighten fabric  
To measure, cut and mark accurately  
To make simple seams and finishes  
To press  
To select fabric  
To use elastic in a casing  
To do simple hand stitches  
To identify grain




### Show and Tell

At least one other person

### Give

At least one demonstration



### Dear 4-H'er:

Before you move on to the next level of 4-H Clothing for Boys, you should complete all of the construction technique requirements listed above. In most cases, this means that you will stay on one level two years. During the second year you will improve the skills you have learned by making different garments, using new or different construction techniques.



Project Report

Year \_\_\_\_\_

Name \_\_\_\_\_

Route or Street Address \_\_\_\_\_ City \_\_\_\_\_ Zip Code \_\_\_\_\_

Parent's Signature \_\_\_\_\_

Club \_\_\_\_\_ County \_\_\_\_\_

Age \_\_\_\_\_ Grade in School \_\_\_\_\_

Year in 4-H \_\_\_\_\_ Year in Clothing \_\_\_\_\_

.....  
.....  
Attach additional pages, if needed.

Garments Made	Fabric Name	Fiber Content	Date Finished	Cost
1.				
2.				

What did you learn on

Garment 1

Garment 2

What sewing equipment did you learn to use?

What did you learn about cotton and cotton-like fabrics?

How did you help others?

What demonstrations and exhibits did you give?

Title	Where	Date



4-H Clothing Story--Write a short story about your problems, things you learned, and what was the most fun about your clothing project.

Pictures and Fabric Samples--Attach snapshots and fabric samples of your garments.

Construction Samples--Attach a simple seam.

This public document was promulgated at an annual cost of \$92.60 of 18 cents per copy to teach 4-H youth how to make clothes. 8-5M-81

COOPERATIVE EXTENSION SERVICE, UNIVERSITY OF FLORIDA, INSTITUTE OF FOOD AND AGRICULTURAL SCIENCES, K. R. Tefertiller, director, in cooperation with the United States Department of Agriculture, publishes this information to further the purpose of the May 8 and June 30, 1914 Acts of Congress; and is authorized to provide research, educational information and other services only to individuals and institutions that function without regard to race, color, sex or national origin. Single copies of Extension publications (excluding 4-H and Youth publications) are available free to Florida residents from County Extension Offices. Information on bulk rates or copies for out-of-state purchasers is available from C. M. Hinton, Publications Distribution Center, IFAS Building 664, University of Florida, Gainesville, Florida 32611. Before publicizing this publication, editors should contact this address to determine availability.







NAME \_\_\_\_\_  
CLUB \_\_\_\_\_

4H 227

# 4-H CLOTHING CONSTRUCTION

## Boys Level 2

Florida Cooperative Extension Service / Institute of Food and Agricultural Sciences  
University of Florida, Gainesville / John T. Woeste, Dean for Extension



## 4-H Clothing Construction - Boys - Level 2

### Use...


- A single knit
- Suitable fabric of your choice

### Make at least two...

- Pullover shirt
- Jams or surfer pants
- Bag - laundry, duffel, game
- Robe
- Vest
- Ethnic shirt
- Floppy hat
- Simple shirt

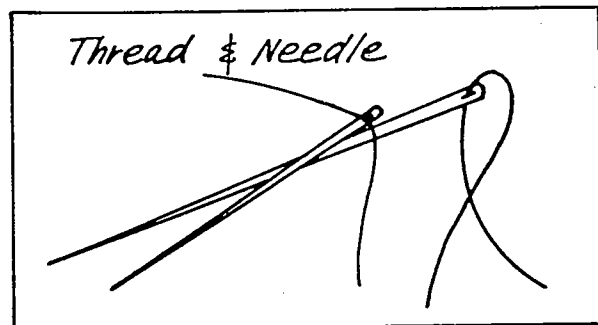
### Study...

- Basic weaves
- Basic knits



### Learn and do at least three new construction techniques...

- Select and use a commercial pattern
- Organize work
- Improve skills
- Accurately lay pattern on fabric
- Sew on single knits
- Finish seams
- Make machine or hand-worked buttonholes
- Use interfacing
- Preshrink notions
- Staystitch
- Apply ribbing
- Sew on buttons

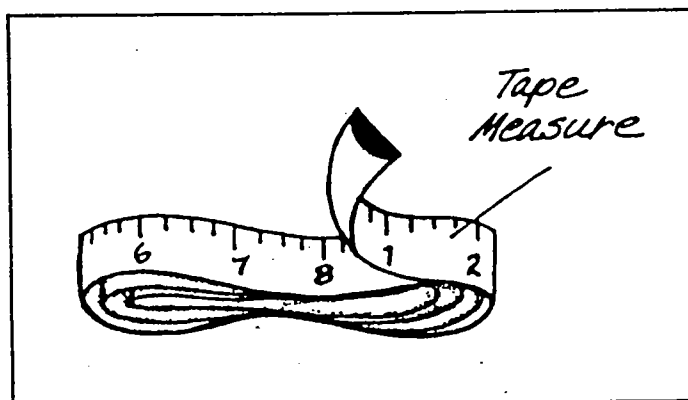


### Show and tell...

- At least one other person

### Give...

- At least one demonstration



*Before you move on to the next level of 4-H Clothing Construction - Boys, you should complete all of the construction technique requirements listed above. In most cases, this means that you may stay in one level 2 years. During the second year you will improve the skills you have learned by making different garments, using new or different construction techniques.*

# Project Report

Year \_\_\_\_\_

Name \_\_\_\_\_

Route or Street Address \_\_\_\_\_ City \_\_\_\_\_ Zip Code \_\_\_\_\_

Parent's Signature \_\_\_\_\_

Club \_\_\_\_\_ County \_\_\_\_\_

Age \_\_\_\_\_ Grade in School \_\_\_\_\_ Year in 4-H \_\_\_\_\_ Year in Clothing \_\_\_\_\_

*Attach additional pages, if needed*

Garments Made, Repaired, Altered, Recycled	Fabric Name	Fiber Content	Date Completed	Cost	Savings
--	-------------	---------------	----------------	------	---------

1. \_\_\_\_\_

2. \_\_\_\_\_

What did you learn on  
Garment 1? \_\_\_\_\_

Garment 2? \_\_\_\_\_

What sewing equipment did you learn to use?

What did you learn about single knits?

How did you help others?

What demonstrations and/or exhibits did you give?

Title	Where	Date

**4-H Clothing Story** - Write a short story about the things you learned, your problems, and what was the most fun about your clothing construction project.

**Pictures and Fabric Samples** - Attach snapshots and fabric samples of your garments. Also, include photos showing other activities in this project.

**Construction Samples** - Attach a sewn-on shank and shankless button.

Prepared by Nadine Hackler, Professor, Extension Clothing Specialist. Revised June 1988

This publication was produced at a cost of \$212.70, or 43.0 cents per copy, to teach 4-H members how to make clothing. 8-500-88

COOPERATIVE EXTENSION SERVICE, UNIVERSITY OF FLORIDA, INSTITUTE OF FOOD AND AGRICULTURAL SCIENCES, K.R. Tefertiller, director, in cooperation with the United States Department of Agriculture, publishes this information to further the purpose of the May 8 and June 30, 1914 Acts of Congress; and is authorized to provide research, educational information and other services only to individuals and institutions that function without regard to race, color, sex, age, handicap or national origin. Single copies of Extension publications (excluding 4-H and Youth publications) are available free to Florida residents from County Extension Offices. Information on bulk rates or copies for out-of-state purchasers is available from C.M. Hinton, Publications Distribution Center, IFAS Building 664, University of Florida, Gainesville, Florida 32611. Before publicizing this publication, editors should contact this address to determine availability.



