


4-H Clothing: Horse & Riding Attire

Report Form

Nadine Hackler



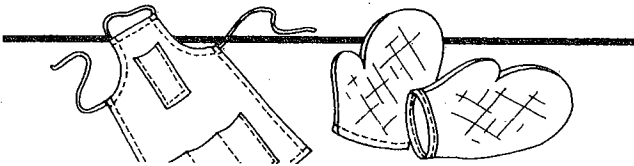
Florida Cooperative Extension Service
Institute of Food and Agricultural Sciences
University of Florida, Gainesville
John T. Woeste, Dean for Extension

Use:

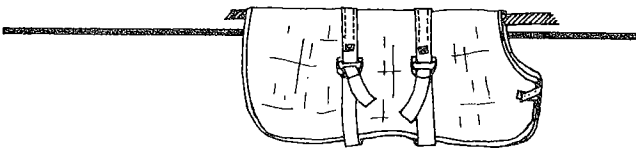
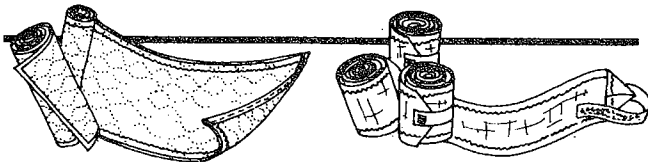
Suitable fabric for each project.

Make at least one set of the following:

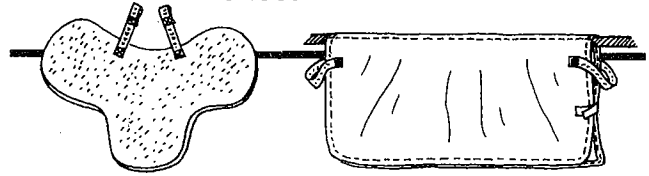
Grooming Set: Apron and Mitt



Trailing Set: Leg Pad, Leg and Tail Wrap, Horse Blanket



Show Set: Saddle Pad and Cooling Sheet



Study:

Grooming of your horse
Fabrics suitable for chosen project

Learn at least three new construction techniques:

- To use sewing equipment.
- To use and care for a sewing machine.
- To use pressing equipment.
- To preshrink fabric.
- To make simple seams and finishes.
- To use different fabrics.
- To bind edges.
- To attach fasteners.
- To accurately measure, so projects will fit.
- To identify grain in fabric.
- To select appropriate fabrics.

Show and Tell:

At least one other person

Give:

At least one demonstration

**4-H Horse and Riding Attire
Project Report
Year _____**

Name _____

Route or Street Address _____

City _____ Zip Code _____

Parent's Signature _____

Club _____ County _____

Age _____ Grade in School _____ Year in 4-H _____ Year in this Project _____

(Attach additional pages, if needed.)

| | Item's Made | Fabric Name | Fabric Content | Date Finished | Cost |
|----|--------------------|--------------------|-----------------------|----------------------|-------------|
| 1. | _____ | _____ | _____ | _____ | _____ |
| 2. | _____ | _____ | _____ | _____ | _____ |
| 3. | _____ | _____ | _____ | _____ | _____ |

What did you learn on:

- Item 1. _____

- Item 2. _____

- Item 3. _____

What sewing equipment or techniques did you learn to use? _____

What did you enjoy most about this project? _____

What was the most difficult? _____

How did you help others? _____

What demonstrations (D) and/or exhibits (E) did you give?

| Title | Where | Date |
|--------------|--------------|-------------|
| _____ | _____ | _____ |
| _____ | _____ | _____ |
| _____ | _____ | _____ |

4-H Story. Write a story about this project. Include why you took the project, what you learned, problems you had, and what was the most fun. Compare the items you made with ones you could buy.

Pictures and Fabric Samples. Attach a snapshot and fabric samples of your items.

Prepared by: Nadine Hackler, Associate Professor and Extension Clothing Specialist, Institute of Food and Agricultural Sciences, University of Florida, Gainesville 32611.

This publication was promulgated at a cost of \$301.90, or 6.7 cents per copy, to provide 4-H members with a report form for the Horse and Riding Attire project. 7-4.5M-81

COOPERATIVE EXTENSION SERVICE, UNIVERSITY OF FLORIDA, INSTITUTE OF FOOD AND AGRICULTURAL SCIENCES, K. R. Tefertiller, director, in cooperation with the United States Department of Agriculture, publishes this information to further the purpose of the May 8 and June 30, 1914 Acts of Congress; and is authorized to provide research, educational information and other services only to individuals and institutions that function without regard to race, color, sex or national origin. Single copies of Extension publications (excluding 4-H and Youth publications) are available free to Florida residents from County Extension Offices. Information on bulk rates or copies for out-of-state purchasers is available from C. M. Hinton, Publications Distribution Center, IFAS Building 664, University of Florida, Gainesville, Florida 32611. Before publicizing this publication, editors should contact this address to determine availability.



